

2009 National City/KHSAA Boys' Sweet 16 - Game Box Score

Holmes Bulldogs vs. Elliott County Lions

Date: 03/21/2009 Time: 12:30 pm Site: Rupp Arena-Lexington, KY Attendance: 16,419

Visitors: Elliott County Lions

##	Name	P	FG	3 Pt	FT	PTS	ORB	DRB	TR	PF	AST	TO	BS	ST	MIN
1	* Ethan Faulkner		8/13	0/2	3/5	19	2	4	6	2	7	4	0	0	32:00
2	* Evan Faulkner		2/8	1/4	1/1	6	0	3	3	4	2	4	0	2	32:00
3	* Chris Knipp		2/6	1/3	2/2	7	2	3	5	0	1	3	0	0	25:34
4	* Jonathan Ferguson		6/14	3/8	0/0	15	1	2	3	2	0	2	0	0	32:00
5	Jonathan Morgan		0/0	0/0	0/0	0	0	0	0	1	0	0	0	0	3:47
10	Craig Faulkner		0/0	0/0	0/0	0	0	0	0	0	0	0	0	0	DNP
12	Nick Lewis		0/0	0/0	0/0	0	0	0	0	0	0	0	0	0	DNP
20	Daniel Fraley		0/0	0/0	0/0	0	0	0	0	0	0	0	0	0	DNP
21	* Timmy Knipp		3/9	2/6	2/2	10	1	6	7	5	0	0	2	0	28:13
25	Ceith Griffith		0/0	0/0	0/0	0	0	0	0	0	0	0	0	0	DNP
30	Seth Dickerson		0/0	0/0	0/0	0	0	0	0	0	0	0	0	0	DNP
34	Jared Flannery		0/0	0/0	0/0	0	0	0	0	0	0	0	0	0	6:26
40	Jacob Ison		0/0	0/0	0/0	0	0	0	0	0	0	0	0	0	DNP
	Team						1	1	2						
	Totals		21/50	7/23	8/10	57	7	19	26	14	10	13	2	2	160
	Total FG		1st Half	9/25	36.0%	2nd Half	12/25	48.0%	Game	21/50	42.0%				
	3 PT FG		1st Half	3/13	23.1%	2nd Half	4/10	40.0%	Game	7/23	30.4%				
	Free Throws		1st Half	3/5	60.0%	2nd Half	5/5	100%	Game	8/10	80.0%				

Home: Holmes Bulldogs

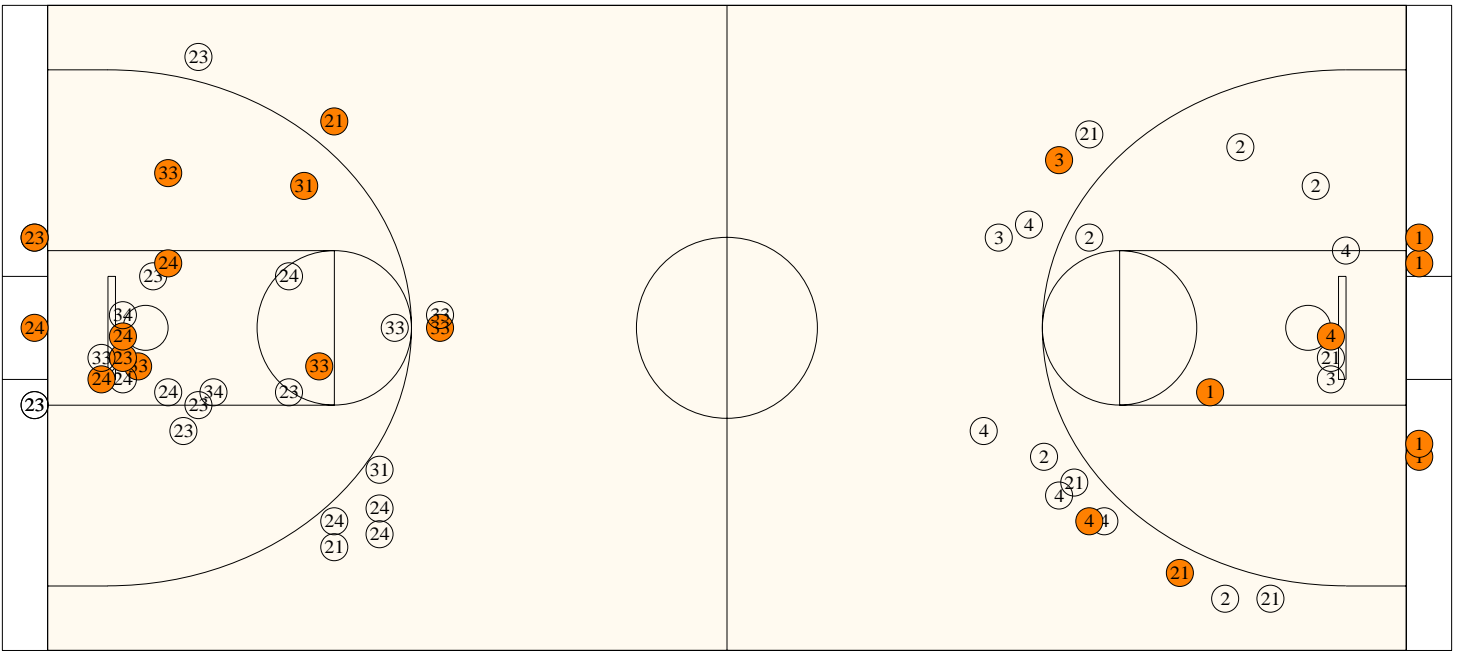
##	Name	P	FG	3 Pt	FT	PTS	ORB	DRB	TR	PF	AST	TO	BS	ST	MIN
3	Jaydayle Herndon		0/0	0/0	0/0	0	0	0	0	0	0	0	0	0	DNP
10	Christian McClendon		0/0	0/0	0/0	0	0	0	0	0	0	0	0	0	DNP
15	Jaleel Gray		0/0	0/0	0/0	0	0	0	0	0	0	0	0	0	DNP
20	Pierre Mayfield		0/0	0/0	0/0	0	0	2	2	0	0	0	0	0	3:55
21	* JaMel Riley		3/6	1/3	0/0	7	0	4	4	2	4	1	1	2	28:05
22	Willie Slusher		0/0	0/0	0/0	0	0	0	0	0	0	0	0	0	DNP
23	* Jeremiah Johnson		4/14	0/3	3/4	11	2	6	8	2	1	2	0	0	32:00
24	* Elijah Pittman		9/18	0/3	5/6	23	6	5	11	2	1	0	3	0	32:00
25	Brandon Housley		1/2	0/0	2/2	4	0	3	3	3	2	2	0	0	14:03
31	* Dominique Johnson		2/4	0/2	0/0	4	0	1	1	4	0	1	0	0	9:00
33	* Ricardo Johnson		6/10	2/4	3/4	17	2	2	4	1	5	2	1	2	32:00
34	Kevon Rice		0/2	0/0	1/2	1	1	0	1	0	0	0	0	0	8:57
44	James Rice		0/0	0/0	0/0	0	0	0	0	0	0	0	0	0	DNP
4	Damien Oden		0/0	0/0	0/0	0	0	0	0	0	0	0	0	0	DNP
11	Eli Reese		0/0	0/0	0/0	0	0	0	0	0	0	0	0	0	DNP
	Team						2	0	2						
	Totals		25/56	3/15	14/18	67	13	23	36	14	13	8	5	4	160
	Total FG		1st Half	13/33	39.4%	2nd Half	12/23	52.2%	Game	25/56	44.6%				
	3 PT FG		1st Half	2/9	22.2%	2nd Half	1/6	16.7%	Game	3/15	20.0%				
	Free Throws		1st Half	4/6	66.7%	2nd Half	10/12	83.3%	Game	14/18	77.8%				

	ELL	HOLM		ELL	HOLM		ELL	HOLM
Free Throw Pts	8	14	3Pt Points	21	9	Pts/Possession	0.95	1.12
Pts off Turnovers	8	18	2nd Chance Points	6	17	Pts off Bench	0	5
Total Rebounds	26	36	Team Rebounds	2	2	Dead Ball Reb	2	2
Off Rebound %	23.3	40.6	Def Rebound %	59.4	76.7	Total Rebound %	41.9	58.1
3Pt Efficiency	-4.1	-15.8	Def. Stops	27	36	Pts/Shot	1.04	1.03
Technical Fouls	ELL	None						
	HOLM	None						
Officials	Mike Black, Ron Price, Tony Gray							

	Qtr 1	Qtr 2	Qtr 3	Qtr 4	OT 1	OT 2	OT 3	OT 4	Total
Elliott County Lions	11	13	14	19	0	0	0	0	57
Holmes Bulldogs	16	16	13	22	0	0	0	0	67

Largest Lead HOLM 59 ELL 47 (12 pts) **Lead Changes** 1 **Number of Ties** 1
Comments: None

FIRST HALF



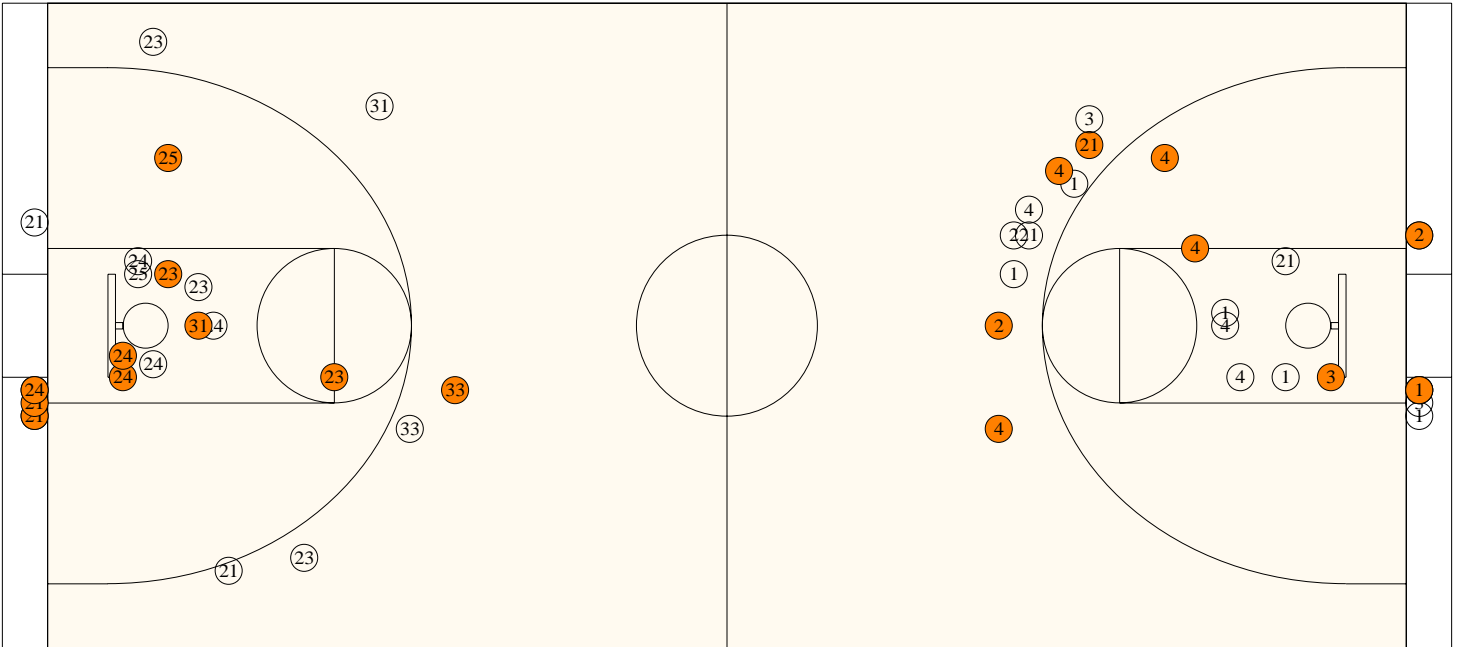
Holmes

Shooting	Pts	Pts
2FG 11/24 (45.8%)	22	Pts/Shot 0.89
3FG 2/9 (22.2%)	6	2nd Eff Pts 11
TFG 13/33 (39.4%)	9	Pts off TO's 9
FT 4/6 (66.7%)	4	3Pt Eff -8.3
Scoring Distribution: 2FG 68.8% 3FG 18.8% FT 12.5%		

Elliott County

Shooting	Pts	Pts
2FG 6/12 (50.0%)	12	Pts/Shot 0.89
3FG 3/13 (23.1%)	9	2nd Eff Pts 2
TFG 9/25 (36.0%)	2	Pts off TO's 2
FT 3/5 (60.0%)	3	3Pt Eff -10.3
Scoring Distribution: 2FG 50.0% 3FG 37.5% FT 12.5%		

SECOND HALF

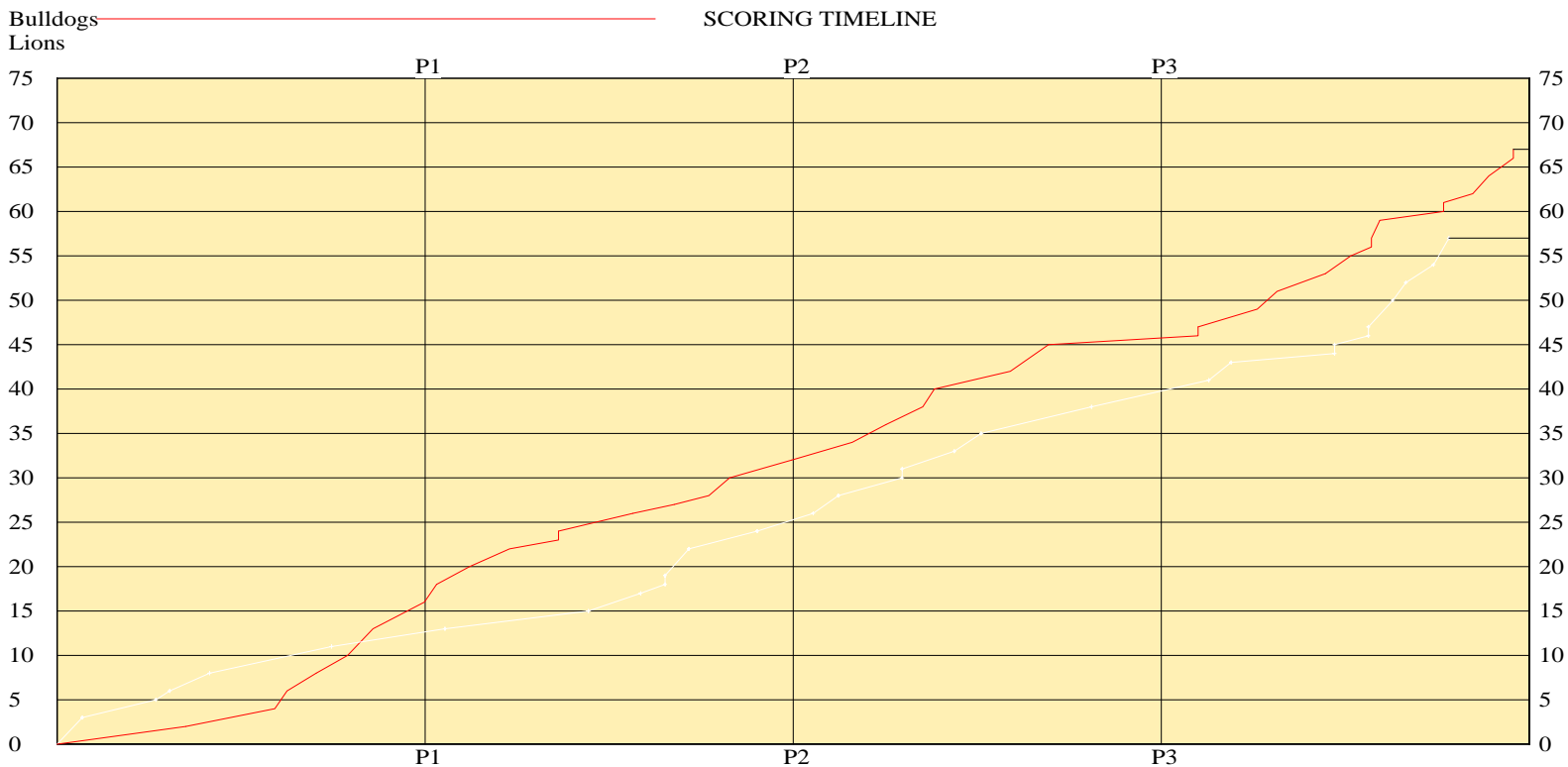
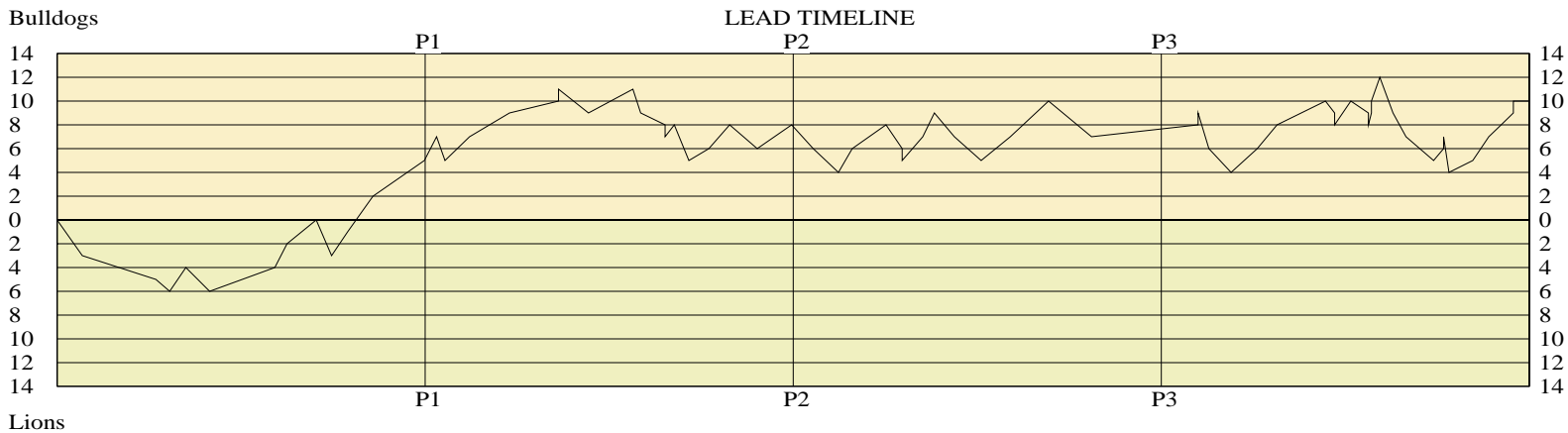


Holmes

2FG 11/17 (64.7%)	22s	Pts/Shot 1.21
3FG 1/6 (16.7%)	3	2nd Eff Pts 6
TFG 12/23 (52.2%)	9	Pts off TO's 9
FT 10/12 (83.3%)	10	3Pt Eff -26.5
Scoring Distribution: 2FG 62.9% 3FG 8.6% FT 28.6%		

Elliott County

2FG 8/15 (53.3%)	16s	Pts/Shot 1.22
3FG 4/10 (40.0%)	12	2nd Eff Pts 4
TFG 12/25 (48.0%)	6	Pts off TO's 6
FT 5/5 (100%)	5	3Pt Eff +4.4
Scoring Distribution: 2FG 48.5% 3FG 36.4% FT 15.2%		



Largest Lead HOLM 59 ELL 47 (12 pts) Lead Changes 1 Number of Ties 1

2009 National City/KHSAA Boys' Sweet 16 - Play by Play Report - Scoring Only (pg 1)
Holmes Bulldogs vs. Elliott County Lions
Date: 03/21/2009 Time: 12:30 pm Site: Rupp Arena-Lexington, KY Attendance: 16,419

Name	Action	Action	Score	Clock	Diff	Name	Action	Action
			0-3	1 7:27	-3 (L1)	T Knipp	3Pt Made	E Faulkner Assist
			0-5	1 5:51	-5	E Faulkner	Layup Made	
			0-6	1 5:33	-6	E Faulkner	FT Made	
D Johnson	FG Made		2-6	1 5:12	-4			
			2-8	1 4:41	-6	E Faulkner	Layup Made	E Faulkner Assist
R Johnson	FG Made		4-8	1 3:16	-4			
R Johnson	FG Made	B Housley Assist	6-8	1 3:00	-2			
R Johnson	FG Made	J Riley Assist	8-8	1 2:22	(T1)			
			8-11	1 2:02	-3	C Knipp	3Pt Made	E Faulkner Assist
E Pittman	Dunk Made	J Johnson Assist	10-11	1 1:41	-1			
R Johnson	3Pt Made	J Riley Assist	13-11	1 1:08	+2 (L2)			
J Riley	3Pt Made		16-11	1 0:01	+5			

End of Period Summary Bulldogs 16 Lions 11

Largest Lead: Bulldogs 0 Lions 6 (6 pts)	Lead Changes: 2 Ties: 1
Lead in Period: Bulldogs 0 Lions 6 (6 pts)	Lead Changes: 1 Ties: 1 (this period)
1 for 0 oppo pts	3 for 5 oppo pts
2 for 5 pts	2 for 0 pts
7/15 for 46.7 %	4/12 for 33.3 %
0/0 for 0.00 %	1/2 for 50.0 %

E Pittman	Layup Made	R Johnson Assist	18-11	2 7:45	+7			
			18-13	2 7:34	+5	E Faulkner	Layup Made	
J Johnson	Putback Made		20-13	2 7:02	+7			
E Pittman	Putback Made		22-13	2 6:10	+9			
R Johnson	FT Made		23-13	2 5:06	+10			
R Johnson	FT Made		24-13	2 5:06	+11			
			24-15	2 4:27	+9	E Faulkner	Layup Made	
E Pittman	FG Made	R Johnson Assist	26-15	2 3:29	+11			
			26-17	2 3:19	+9	E Faulkner	FG Made	
			26-18	2 2:47	+8	C Knipp	FT Made	
			26-19	2 2:47	+7	C Knipp	FT Made	
K Rice	FT Made		27-19	2 2:35	+8	E Faulkner	Personal Foul	
			27-22	2 2:16	+5	J Ferguson	3Pt Made	E Faulkner Assist
J Johnson	FT Made		28-22	2 1:50	+6	T Knipp	Personal Foul	
E Pittman	Putback Made		30-22	2 1:23	+8			
			30-24	2 0:47	+6	J Ferguson	Putback Made	
J Johnson	Layup Made		32-24	2 0:02	+8			

End of Period Summary Bulldogs 32 Lions 24

Largest Lead: Bulldogs 24 Lions 13 (11 pts)	Lead Changes: 2 Ties: 1
Lead in Period: Bulldogs 24 Lions 13 (11 pts)	Lead Changes: 0 Ties: 0 (this period)
1 for 2 oppo pts	4 for 4 oppo pts
6 for 6 pts	2 for 2 pts
6/18 for 33.3 %	5/13 for 38.5 %
4/6 for 66.7 %	2/3 for 66.7 %

			32-26	3 7:34	+6	T Knipp	Layup Made	
			32-28	3 7:01	+4	J Ferguson	FG Made	E Faulkner Assist
D Johnson	FG Made	E Pittman Assist	34-28	3 6:43	+6			
J Johnson	FG Made	J Riley Assist	36-28	3 5:59	+8			

2009 National City/KHSAA Boys' Sweet 16 - Play by Play Report - Scoring Only (pg 2)
Holmes Bulldogs vs. Elliott County Lions
Date: 03/21/2009 Time: 12:30 pm Site: Rupp Arena-Lexington, KY Attendance: 16,419

Name	Action	Action	Score	Clock	Diff	Name	Action	Action
			36-30	3 5:38	+6	E Faulkner	Layup Made	C Knipp Assist
			36-31	3 5:38	+5	E Faulkner	FT Made	
E Pittman	Putback Made		38-31	3 5:11	+7			
J Johnson	FG Made	J Riley Assist	40-31	3 4:56	+9			
			40-33	3 4:30	+7	J Ferguson	FG Made	
			40-35	3 3:55	+5	E Faulkner	Layup Made	
B Housley	FG Made	R Johnson Assist	42-35	3 3:17	+7			
R Johnson	3Pt Made		45-35	3 2:27	+10			
			45-38	3 1:31	+7	E Faulkner	3Pt Made	E Faulkner Assist

End of Period Summary Bulldogs 45 Lions 38

Largest Lead: Bulldogs 24 Lions 13 (11 pts)	Lead Changes: 2 Ties: 1
Lead in Period: Bulldogs 45 Lions 35 (10 pts)	Lead Changes: 0 Ties: 0 (this period)
2 for 2 oppo pts	1 for 2 oppo pts
4 for 4 pts	1 for 0 pts
6/15 for 40.0 %	6/13 for 46.2 %
0/0 for 0.00 %	1/1 for 100 %

			Turnovers						
			2nd Chances						
			Field Goals						
			Free Throws						
E Pittman	FT Made		46-38	4 7:12	+8				
E Pittman	FT Made		47-38	4 7:12	+9				
			47-41	4 6:58	+6	J Ferguson	3Pt Made	E Faulkner Assist	
			47-43	4 6:29	+4	C Knipp	Putback Made		
R Johnson	Layup Made		49-43	4 5:55	+6				
E Pittman	Putback Made		51-43	4 5:29	+8				
E Pittman	Layup Made	R Johnson Assist	53-43	4 4:26	+10				
			53-44	4 4:14	+9	E Faulkner	FT Made		
			53-45	4 4:14	+8	E Faulkner	FT Made		
J Riley	Layup Made		55-45	4 3:53	+10				
B Housley	Personal Foul		55-46	4 3:30	+9	T Knipp	FT Made		
			55-47	4 3:30	+8	T Knipp	FT Made		
B Housley	FT Made		56-47	4 3:26	+9	E Faulkner	Personal Foul		
B Housley	FT Made		57-47	4 3:26	+10				
J Riley	Layup Made	R Johnson Assist	59-47	4 3:15	+12				
			59-50	4 2:58	+9	T Knipp	3Pt Made	E Faulkner Assist	
			59-52	4 2:41	+7	E Faulkner	Layup Made		
			59-54	4 2:05	+5	E Faulkner	Layup Made		
E Pittman	FT Made		60-54	4 1:52	+6				
E Pittman	FT Made		61-54	4 1:52	+7				
			61-57	4 1:45	+4	J Ferguson	3Pt Made	E Faulkner Assist	
R Johnson	FT Made		62-57	4 1:14	+5				
E Pittman	Layup Made	B Housley Assist	64-57	4 0:53	+7				
E Pittman	FT Made		65-57	4 0:37	+8				
J Johnson	FT Made		66-57	4 0:21	+9	J Ferguson	Personal Foul		
J Johnson	FT Made		67-57	4 0:21	+10				

End of Period Summary Bulldogs 67 Lions 57

Largest Lead: Bulldogs 59 Lions 47 (12 pts)	Lead Changes: 2 Ties: 1
Lead in Period: Bulldogs 59 Lions 47 (12 pts)	Lead Changes: 0 Ties: 0 (this period)
4 for 4 oppo pts	5 for 7 oppo pts
1 for 2 pts	2 for 4 pts
6/8 for 75.0 %	6/12 for 50.0 %
10/12 for 83.3 %	4/4 for 100 %

OFFICIAL BASKETBALL BOX SCORE
Elliott County Lions vs Holmes Bulldogs

03/21/2009 12:30 pm
Final Box Score

Rupp Arena
Lexington, KY

No.	Elliott County Lions	Total FG		3-point		Free throw		Rebounds			F	TP	A	TO	BLK	STL	MIN	
		FG	FGA	FG	FGA	FT	FTA	Off	Def	Tot								
1	Ethan Faulkner	8	13	0	2	3	5	2	4	6	2	19	7	4	0	0	32:00	
2	Evan Faulkner	2	8	1	4	1	1	0	3	3	4	6	2	4	0	2	32:00	
3	Chris Knipp	2	6	1	3	2	2	2	3	5	0	7	1	3	0	0	25:34	
4	Jonathan Ferguson	6	14	3	8	0	0	1	2	3	2	15	0	2	0	0	32:00	
5	Jonathan Morgan	0	0	0	0	0	0	0	0	0	1	0	0	0	0	0	3:47	
21	Timmy Knipp	3	9	2	6	2	2	1	6	7	5	10	0	0	2	0	28:13	
34	Jared Flannery	0	0	0	0	0	0	0	0	0	0	0	0	0	0	0	6:26	
10	Craig Faulkner	0	0	0	0	0	0	0	0	0	0	0	0	0	0	0	DNP	
12	Nick Lewis	0	0	0	0	0	0	0	0	0	0	0	0	0	0	0	DNP	
20	Daniel Fraley	0	0	0	0	0	0	0	0	0	0	0	0	0	0	0	DNP	
25	Ceith Griffith	0	0	0	0	0	0	0	0	0	0	0	0	0	0	0	DNP	
30	Seth Dickerson	0	0	0	0	0	0	0	0	0	0	0	0	0	0	0	DNP	
40	Jacob Ison	0	0	0	0	0	0	0	0	0	0	0	0	0	0	0	DNP	
Team (Included in Totals)								1	1	2								
Totals		21	50	7	23	8	10	7	19	26	14	57	10	13	2	2	160	
Total FG%:1st half 9 - 25 (36.0%) 2nd half 12 - 25 (48.0%) Game 21 - 50 (42.0%)												Deadball						
3Pt FG%: 1st half 3 - 13 (23.1%) 2nd half 4 - 10 (40.0%) Game 7 - 23 (30.4%)												rebounds						
FT%: 1st half 3 - 5 (60.0%) 2nd half 5 - 5 (100%) Game 8 - 10 (80.0%)												2						

No.	Holmes Bulldogs	Total FG		3-point		Free throw		Rebounds			F	TP	A	TO	BLK	STL	MIN	
		FG	FGA	FG	FGA	FT	FTA	Off	Def	Tot								
3	Jaydayle Herndon	0	0	0	0	0	0	0	0	0	0	0	0	0	0	0	DNP	
10	Christian McClendon	0	0	0	0	0	0	0	0	0	0	0	0	0	0	0	DNP	
15	Jaleel Gray	0	0	0	0	0	0	0	0	0	0	0	0	0	0	0	DNP	
20	Pierre Mayfield	0	0	0	0	0	0	0	2	2	0	0	0	0	0	0	3:55	
21	JaMel Riley	3	6	1	3	0	0	0	4	4	2	7	4	1	1	2	28:05	
23	Jeremiah Johnson	4	14	0	3	3	4	2	6	8	2	11	1	2	0	0	32:00	
24	Elijah Pittman	9	18	0	3	5	6	6	5	11	2	23	1	0	3	0	32:00	
33	Ricardo Johnson	6	10	2	4	3	4	2	2	4	1	17	5	2	1	2	32:00	
25	Brandon Housley	1	2	0	0	2	2	0	3	3	3	4	2	2	0	0	14:03	
31	Dominique Johnson	2	4	0	2	0	0	0	1	1	4	4	0	1	0	0	9:00	
34	Kevon Rice	0	2	0	0	1	2	1	0	1	0	1	0	0	0	0	8:57	
22	Willie Slusher	0	0	0	0	0	0	0	0	0	0	0	0	0	0	0	DNP	
44	James Rice	0	0	0	0	0	0	0	0	0	0	0	0	0	0	0	DNP	
4	Damien Oden	0	0	0	0	0	0	0	0	0	0	0	0	0	0	0	DNP	
11	Eli Reese	0	0	0	0	0	0	0	0	0	0	0	0	0	0	0	DNP	
Team (Included in Totals)								2	0	2								
Totals		25	56	3	15	14	18	13	23	36	14	67	13	8	5	4	160	
Total FG%:1st half 13 - 33 (39.4%) 2nd half 12 - 23 (52.2%) Game 25 - 56 (44.6%)												Deadball						
3Pt FG%: 1st half 2 - 9 (22.2%) 2nd half 1 - 6 (16.7%) Game 3 - 15 (20.0%)												rebounds						
FT%: 1st half 4 - 6 (66.7%) 2nd half 10 - 12 (83.3%) Game 14 - 18 (77.8%)												2						

Technical Fouls: None

Attendance: 16,419

Officials: Mike Black, Ron Price, Tony Gray

Score by Period	1st	2nd	3rd	4th	Final	Record	Overall	Conf
Elliott County Lions	11	13	14	19	57	Lions		
Holmes Bulldogs	16	16	13	22	67	Bulldogs		

Bulldogs Lions		Bulldogs Lions		Bulldogs Lions	
Points off Turnovers	18 8	Second Effort Points	17 6	Bench Points	5 0
Points in the Paint	34 24	3 Point Points	9 21	Free Throw Points	14 8
3pt Efficiency	-15.8 -4.1	Points/Shot	1.03 1.04	Defensive Stops	36 27
Largest Lead	59 47 (12 pts)	Lead Changes	1	Number of Ties	1

Game comments: None